

FURUNO



SOLID-STATE

Compact X-band Dual Polarimetric Doppler Weather Radar



Model **WR2120**

*Dual polarimetry for
High performance!*

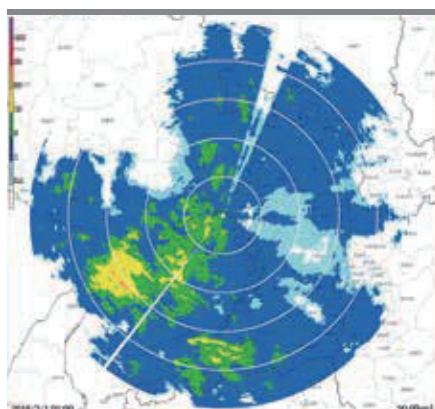


Dual Polarization

Vertical / Horizontal

High Precision Rain Observation & Accurate Measurements

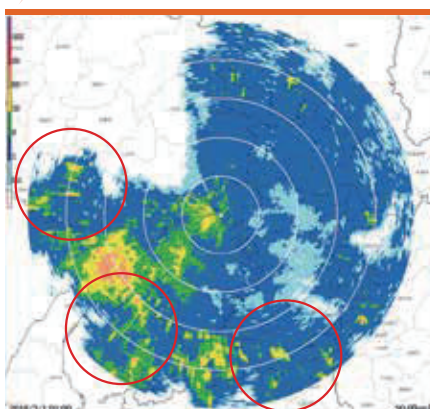
Single Polarization



Standard measurement

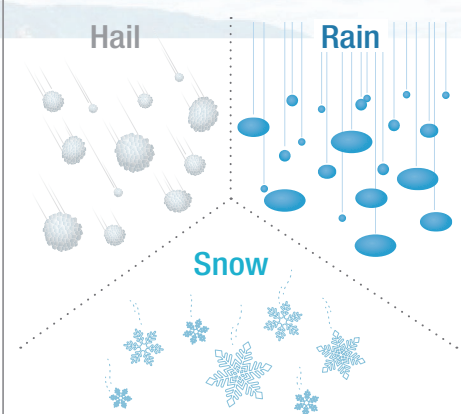
The Dual Polarization of the WR2120 recovers signal intensity loss and attenuation caused by heavy rain (see example above).

Dual Polarization



Compensates Rain intensity loss

Particles Classification (option)



- Particle Uniformity Assessment
- Aspect Ratio Measurement

Several data such as echo strength or phase difference, provided by the WR2120, can be utilized to assess the nature of the detected particles and can identify snow, hail or rain.

Various data format compatibilities

Various data formats used in major software packages, such as Baron Lynx and Vaisala IRIS Focus, are available

Reduced Operating Costs

Solid-State

- Reliable, less maintenance, long life solid-state transmission device
- Lower power consumption

Radar status monitoring for optimized

Easy Installation

- Very compact and lightweight (1 m, 65 kg)
- No heavy equipment required for installation
- Compatible with regular power outlet

Carbon Fiber Antenna Dish

- Reduction of the antenna weight
- Reduction of damage and mechanical stress due to shocks and vibrations





For **Various** Situations

Several different locations

Cities

Local weather observation capabilities for optimal wastewater treatment efficiency, increased public safety and minimizing property loss through enhanced flood damage prevention control.

Airports

Observation and identification of approaching rainfall/snowfall around airports for improved traffic management and safety.

Mountains

Observation of rainfalls and their effect in mountainous areas allowing easier prediction of water flows for disaster prevention.

Safe relocation, easy transportation

Wide range of transportation choices

Pickup, Trailer, Small trucks...

Heading sensor for azimuth adjustment*

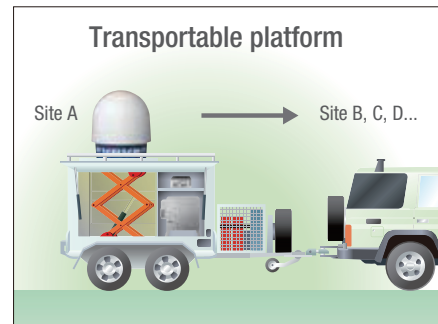
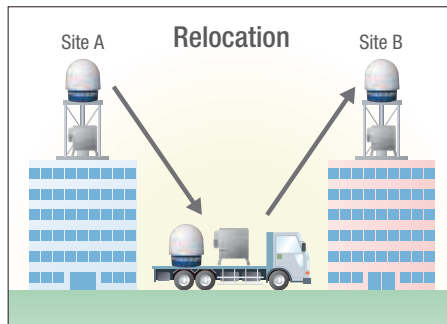
Vibration isolator for safe relocation and transport*

MIL-STD-810G Test Method 514.7 ANNEX C Category 4 Secured Cargo, Common carrier (US highway truck vibration exposure) Test1

WR2120 case for easy transportation*

WR2120 on a trailer (example)

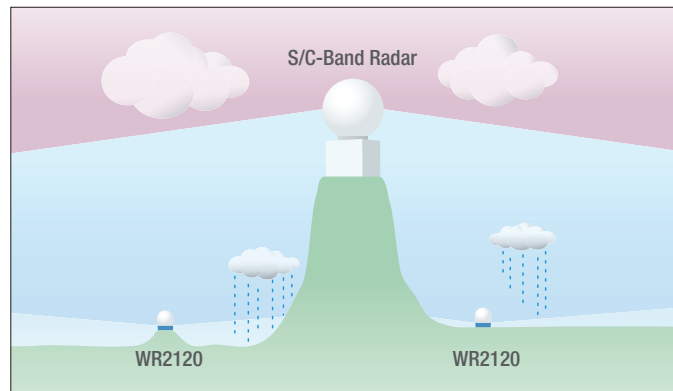
*Option



Large Radars (S/C-Band) supplement

The WR2120 can supplement, reinforce and fill-in areas conventional S/C-Band Radars cannot reach.

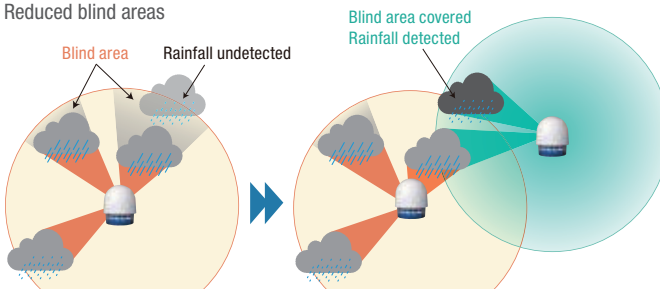
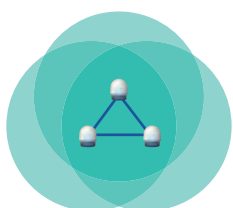
*Example diagram of an efficient combination using WR2120 X-Band Radar to detect local weather changes with high precision in lower elevation areas while large S/C band radars sweep higher elevations for longer range observation.



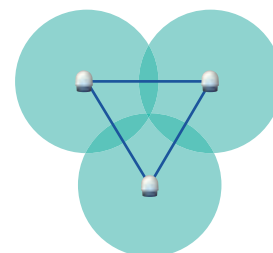
Multi-Radar Configuration

Multi-radar configuration for higher precision and reduced blind areas

- High precision measurements
- Reduced blind areas



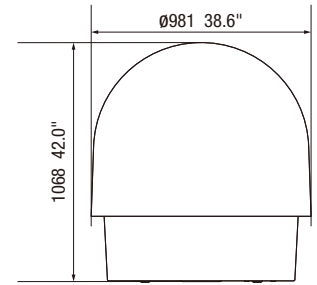
Multi-radar configuration for increased observation range



Specifications

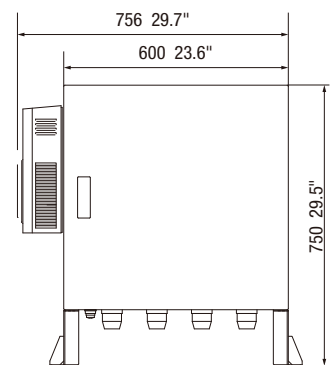
Model Name	WR2120
Antenna Polarization	Dual Polarimetric (Horizontal and Vertical) Transmit/Receive
Operating Frequency	9.4 GHz band
Pulse Width	0.5-50 μ s
Pulse Repetition Frequency (PRF)	2000 Hz max.
Peak Output Power	100 W (both horizontal and vertical beams)
Beam Width	2.7° (both horizontal and vertical beams)
Gain	\geq 33.0 dBi
Vertical Scan Angle	-2 to 182 degrees (adjustable)
Horizontal Scan Angle	360 degrees (continuous)
Antenna Rotation Speed	0.5-10 rpm max. (adjustable)
Observation Range	70 km max.
Scan Modes	PPI, Volume Scan, Sector PPI, Sector RHI
Output Parameters	Reflectivity factor Zh (dBZ), Doppler velocity V (m/s), Doppler velocity width W (m/s), Cross polarization difference phase Φ_{dp} (deg), Specific differential phase KDP (deg/km), Correlation coefficient between two polarizations ρ_{hv} , Horizontal and Vertical Differential reflectivity ZDR (dB), Rainfall intensity R (mm/h)
Doppler Speed	+/-64 m/s
Available Data Formats	Binary, CSV, JPEG, CF/Radial, Opera Odium HDF5, NEXRAD Level 2
Temperature Range	-10 to +50°C (Starting), -25 to +50°C (Operating)
Relative Humidity	max. 93%RH (no condensation)
Maximum Wind Survival Speed	90 m/s
Power Supply	100-240 VAC, Single Phase, 50/60 Hz
Power Consumption	650 W max., 470 W typ.
Sensitivity-Reflectivity	Typ. 22 dBZ@50 km @Q0N 50 μ s 2 MHz (SNR = 4 dB)
Transmitter Type	Solid-state

Antenna Unit WR2120-ATU
65 kg 143.3 lb

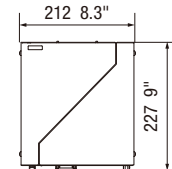


It can also be carried through narrow spaces (800 mm) if disassembled.

Signal Processing Unit WR2120-SPU
45 kg 99 lb




Data Processing Unit WR2120-DPU
2.2 kg 4.5 lb



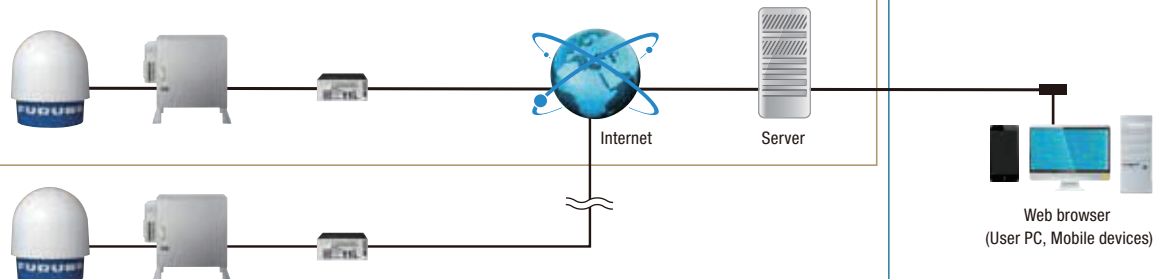
System Configuration

Standard configuration



Multi-radar configuration

Server configuration



Beware of similar products

All brand and product names are registered trademarks, trademarks or service marks of their respective holders.

SPECIFICATIONS SUBJECT TO CHANGE WITHOUT NOTICE

FURUNO ELECTRIC CO., LTD.
Japan | www.furuno.com
FURUNO U.S.A., INC.
U.S.A. | www.furunousa.com
FURUNO PANAMA S.A.
Republic of Panama | www.furuno.com.pa
FURUNO (UK) LIMITED
U.K. | www.furuno.co.uk
FURUNO NORGE A/S
Norway | www.furuno.no

FURUNO DANMARK A/S
Denmark | www.furuno.dk
FURUNO SVERIGE AB
Sweden | www.furuno.se
FURUNO FINLAND OY
Finland | www.furuno.fi
FURUNO POLSKA Sp. Z o.o.
Poland | www.furuno.pl
FURUNO DEUTSCHLAND GmbH
Germany | www.furuno.de

FURUNO FRANCE S.A.S.
France | www.furuno.fr
FURUNO ESPAÑA S.A.
Spain | www.furuno.es
FURUNO ITALIA S.R.L.
Italy | www.furuno.it
FURUNO HELLAS S.A.
Greece | www.furuno.gr
FURUNO (CYPRUS) LTD
Cyprus | www.furuno.com.cy

FURUNO EURUS LLC
Russian Federation | www.furuno.ru
FURUNO SHANGHAI CO., LTD.
China | www.furuno.com/cn
FURUNO CHINA CO., LTD.
Hong Kong | www.furuno.com/cn
FURUNO KOREA CO., LTD
Korea
FURUNO SINGAPORE
Singapore | www.furuno.sg

PT FURUNO ELECTRIC INDONESIA
Indonesia | www.furuno.id
FURUNO ELECTRIC (MALAYSIA) SND. BHD.
Malaysia | www.furuno.my